

SPECIFICATION

Customer : _____

Customer's Model No. : _____

Model No. : **IG710 IP 54** Area Image Barcode Scanner _____

Date : _____

Sample Serial No. : _____

Spec. Version & Revision Date: V01 2014.11.03 _____

Received/Approved by

CHAMPTEK[®]
阿丹電子企業股份有限公司

Web : <http://www.champtek.com>

E-mail : sales@champtek.com

Champtek Incorporated

5/F, No. 2, Alley 2, Shih-Wei Lane, Chung Cheng Rd.,
Hsin Tien District, New Taipei City, Taiwan, R.O.C.

Tel : 886-2-22192385

Fax : 886-2-22192387

Revision History

Version	Date	Context
V00	2013.03.01	Golden release
V01	2014.11.03	Performance and power consumption update

TABLE OF CONTENTS

A.	General Description	4
B.	Physical Characteristics	5
C.	Electrical Characteristics	7
D.	Performance	8
E.	Environmental.....	9
F.	Reading Range	9
G.	Readable Symbologies.....	11
H.	Reliability.....	12
I.	Packing.....	13

A. General Description

IG710 is a brand new rugged gun-type handheld area imager bar code scanner which is designed especially for retail, logistic and warehousing management market. We include friendly functions and with replaceable multiple interface cable options that makes it more easily to be operated by customers to accommodate it to user's environments.

It supports up to 500mm reading depth of 1D and 2D barcode, its scan rate is up to 120 scans per second in linear emulation and 60 images per second in 2D area mode. Based on CMOS technology for optimal image sensitivity and dynamic range, the IG710 features scanning speeds two times faster than traditional 2D imagers.

In short, IG710 is a high performance rugged gun-type handheld area imager scanner , supports IP54 water and dust protection, provides customers with the most cost-effective solution in the market and perfectly suitable and definitely the best choice for any retail and logistic environment.

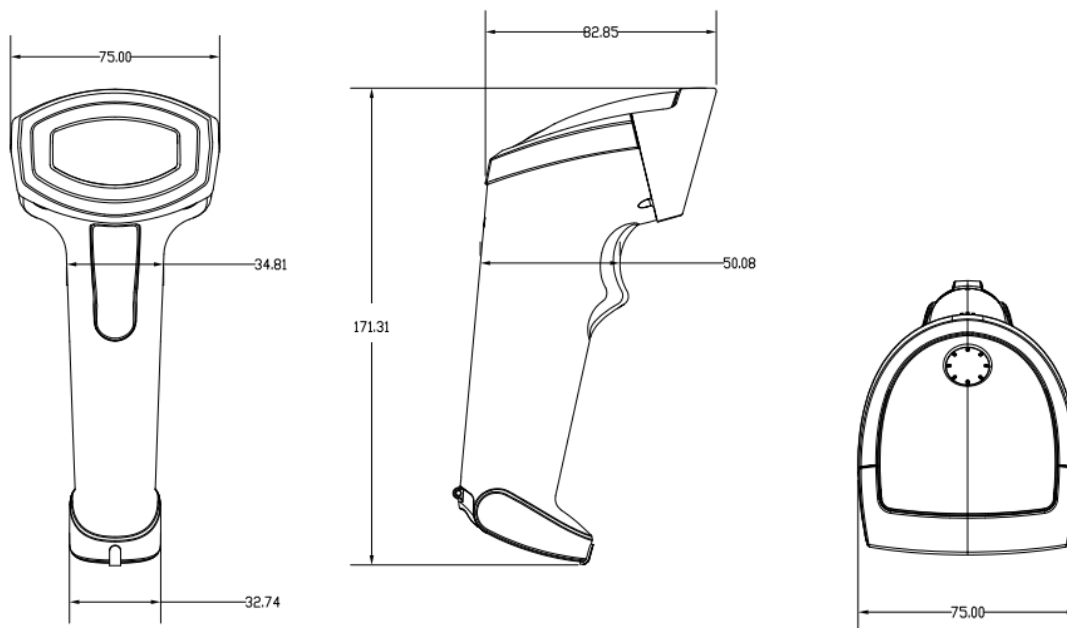


B. Physical Characteristics

Dimension (WxHxL)	75 x 171.31 x 82.85 mm
Weight	
Body weight	Approx. 159g
RS232 Cable weight	Approx. 123g
USB Cable weight	Approx. 67g
AC adaptor	Approx. 109g
Material	ABS Plastic and Rubber
Connector	RJ 45C 10Pins

Body Dimension

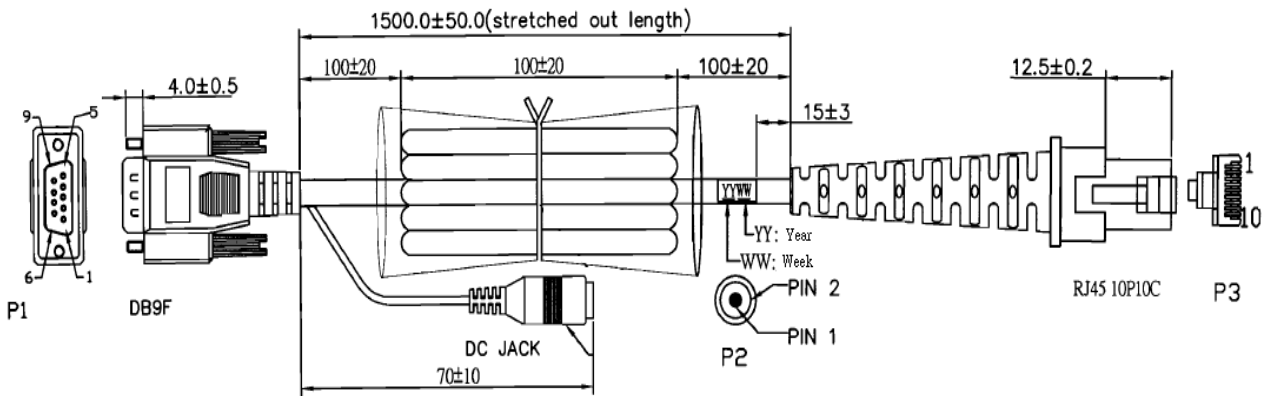
Unit: mm



Cable drawing

Unit : mm

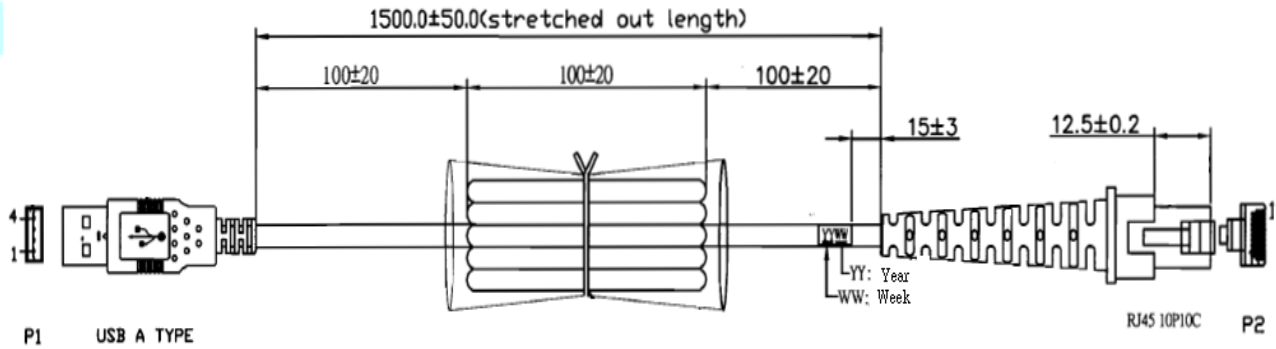
(a)RS232 Interface :



Wire table				Function
P1	P2	P3	color	
5	2	3	Brown	GND
9	1	5	Red	Power
2		7	Orange	TXD
3		9	Yellow	RXD
8		1	Green	RTS
7		10	Blue	CTS
Iron case				Shielding

(b)USB (HID KBW) interface:

(c)USB (Victual Comport) interface :



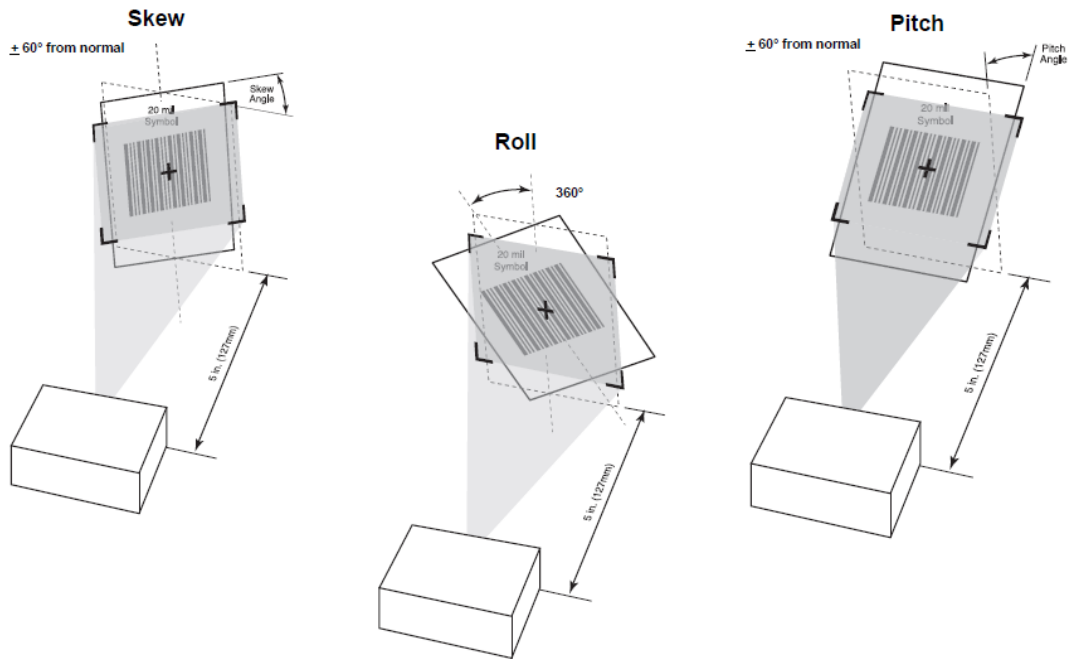
Function	wire table			Function
	P1	Color	P2	
VCC	1	Red	5	VCC
D-	2	Green	6	D-
D+	3	Blue	8	D+
GND	4	Brown	3	GND
Shielding	Iron case	Shielding	2	Shielding

C. Electrical Characteristics

Interface	RS232	USB(HID KBW)	USB(Victual Com.)
Supply Voltage	DC Adaptor	USB Power DC +5V 5%	USB Power
Current Draw		±10%	
Stand by (Typ.)	50 mA	50 mA	50 mA
Operation (Typ.)	280 mA	280 mA	280 mA

D. Performance

Light source	Visible red light 625nm LED
Resolution	752 (H) x 480 (V) pixels Horizontal – 40°, Vertical – 25°
Pitch	±60° (from front to back)
Skew	±60° (from plane parallel to symbol(side- to-side))
Roll	±180°
Interface	RS-232, USB (HID KBW or Virtual comport)
Indicators	Green = good read
Motion Tolerance	80 cm/sec



E. Environmental

Operating Temp.	0°C to 50°C (32°F to 122°F) Storage
Temp.	-20°C to 70°C (-4°F to 158°F)
Relative Humidity	20% to 95% (Non-condensing)
Ambient light	100,000 Lux Max. (Sunlight)
Sealing	Designed to IP54 water and dust protection

F. Reading Range

The following table summarizes the reading distance for the specified codes with both the wide area field and the high density field enabled and active for decoding.

Focus Range	Near	Far
5.0 mil Code 39	1.9 in./4.7 cm	7.7 in./19.4 cm
20 mil Code 39	Field of view limited	24.0 in./60.9 cm
6.67 mil PDF417	2.7 in./6.8 cm	7.0in./17.9 cm
15 mil PDF417	Field of view limited	13.2 in./33.5 cm
10 mil Datamatrix	Field of view limited	8.3 in./21.0 cm
13 mil 100% UPC	2.8 in./7.2 cm	16.8 in./42.4 cm

Code Type	Density	Bar Code Description	Range	Typical		Guaranteed	
				Inch	cm	Inch	cm
Code 39	3 mil	STI3025	Near	2.5	6.5	2.9	7.4
			Far	4.9	12.5	4.3	10.9
	4 mil	STI4026	Near	1.9	4.9	2.3	5.7
			Far	7.2	18.3	6.9	17.5
	5 mil	ABCDEFGH	Near	1.5	3.8	1.9	4.7
			Far	8.2	20.8	7.7	19.4
	7.5 mil	ABCDEF	Near	Note 1			
			Far	11.3	28.6	10.9	27.6
	10 mil	ABCDE	Near	Note 1			
			Far	14.3	36.3	13.2	33.6
	20 mil	123	Near	Note 1			
			Far	25.8	65.6	24.0	60.9
60% UPC	7.8 mil	12345678905	Near	1.1	2.9	1.5	3.8
			Far	10.5	26.6	9.5	24.2
80% UPC	10.4 mil	12345678905	Near	1.5	3.8	2.2	5.7
			Far	13.3	33.8	12.3	31.1
100% UPC	13 mil	12345678905	Near	1.9	4.9	2.8	7.2
			Far	17.5	44.4	16.8	42.6

Note 1: Near distance is Field of View limited by barcode's size.

Code Type	Density	Bar Code Description	Range	Typical		Guaranteed	
				Inch	cm	Inch	cm
Code 128	5 mil	C128 MOT	Near	2.1	5.3	2.4	6.1
			Far	6.2	15.7	5.7	14.4
	20 mil	20MIL C128	Near	Note 1			
			Far	23.3	59.1	21.2	54.0
I 2 of 5	10 mil	1234567897	Near	Note 1			
			Far	14.3	36.4	13.7	34.9
PDF417	5 mil	x.005y.0150	Near	3.1	7.8	3.5	8.9
			Far	5.5	13.9	5.0	12.8
	6.67 mil	x.0066y.0200	Near	2.2	5.5	2.7	6.8
			Far	7.5	19.1	7.0	17.9
	10 mil	x.0100y.0300	Near	Note 1			
			Far	10.3	26.1	9.8	25.0
	15 mil	x.0150y.0450	Near	Note 1			
			Far	14.4	36.6	13.2	33.5
Datamatrix	5 mil	1234567890 (6 times)	Near	3.4	8.6	3.7	9.5
			Far	4.3	10.9	3.5	8.8
	7.5 mil	1234567890 (6 times)	Near	2.4	6.1	2.9	7.4
			Far	6.8	17.3	6.2	15.8
	10 mil	1234567890 (6 times)	Near	Note 1			
			Far	8.9	22.7	8.3	21.0
	15 mil	1234567890 (6 times)	Near	Note 1			
			Far	12.1	30.6	11.5	29.3
QR Code	10 mil	1234567890 (6 times)	Near	Note 1			
			Far	7.4	18.8	6.9	17.7

Note 1: Near distance is Field of View limited by barcode's size.

G. Readable Symbolologies

1D Symbolologies	Readable	Default Enable
EAN/UPC	V	V
UCC/EAN128	V	V
ISBN	V	
ISBT	V	
Code 11	V	
Code 39	V	V
Code 93/93i	V	
Code 128	V	V
Interleaved	V	
Matrix	V	V
Instustrial	V	
Standard 2 of 5	V	
Codabar	V	
MSI	V	
Plessey	V	
Telepen	V	
Postal codes	V	
GS1 DataBar	V	V

2D Symbolologies	Readable	Default Enable
Data Matrix	V	V
Data Matrix Inverse	V	
PDF 417	V	V
Micro PDF 417	V	
Maxicode	V	
QR code	V	V
QR code Inverse	V	
Aztec (& Inverse)	V	V
EAN.UCC composite	V	
MicroQR code	V	V

H. Reliability

Life Time	
Trigger Switch	1,000,000 times
MTBF(Calculated)	50,000 hours
Thermal Shock	
High Temp.	50°C (122°F)
Low Temp.	-20°C (-4°F)
Cycle time	30 minutes for high temp. , 30 minutes for low temp.
Cycles	24 cycles
Cable Bending Test	25,000 times minimum (30 times/min @ 500g/90°)
Drop resistance	70.86 inches(180cm) drop on concrete surface
Sealing	Designed to IP54 water and dust protection

I. Packing

Dimension

Unit 24 cm X 10.9 cm X 8.6 cm

Carton 57 cm X 37.5 cm X 26.5 cm

Weight

Unit 345 g

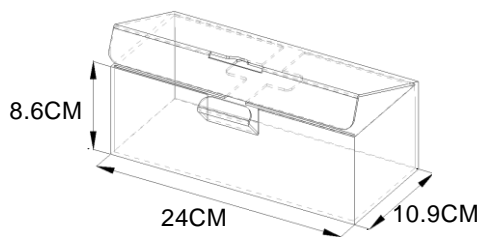
Carton 8 Kg (Q'ty :20 pcs)

Storage

Temperature -20 °C to 60 °C (-4 °F to 140 °F)

Humidity 20% to 95% (Non-condensing)

Unit :



Carton:

